



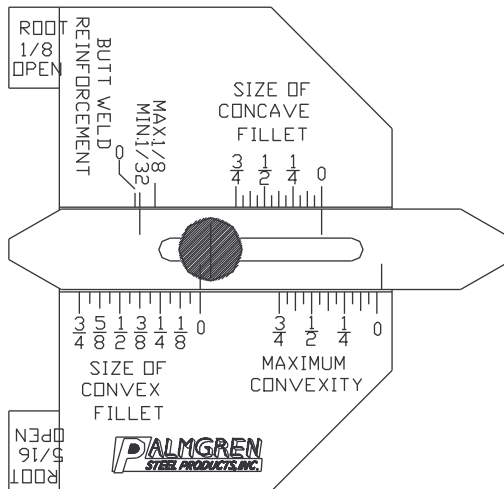
OPERATING MANUAL

55501A

**PALMGREN**  
STEEL PRODUCTS, INC.

E  
N  
G  
L  
I  
S  
H

# WELD GAUGE



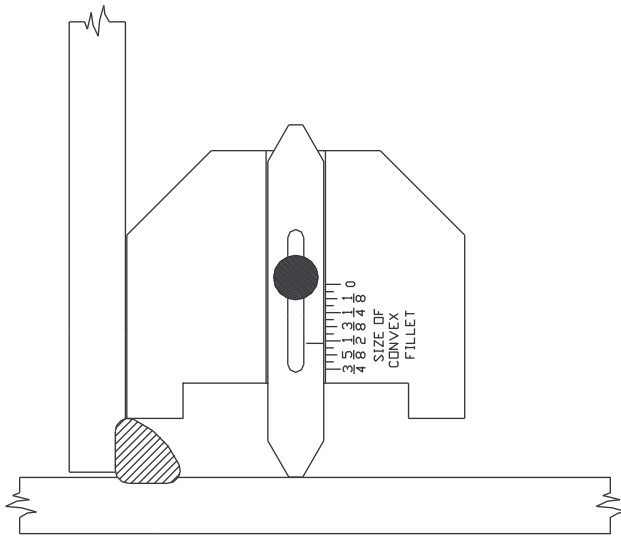
**Read carefully and follow all operating instructions before first use of this product.**

10333.00 - 0900



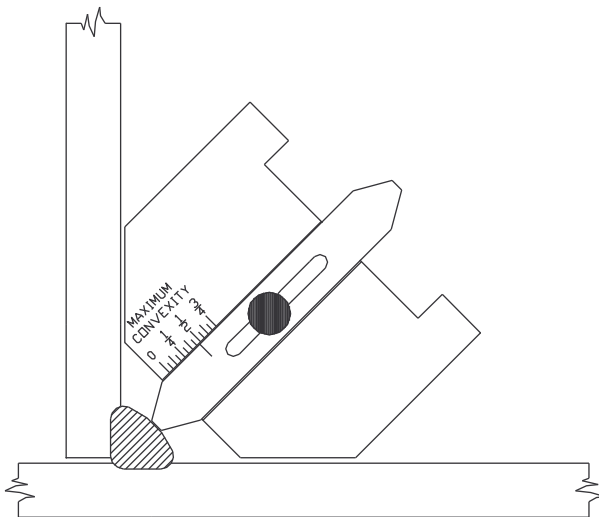


## To Determine the Size of a Convex Fillet Weld



Place gauge against the toe of the shortest leg of the fillet and slide pointer out until it touches structure as shown. Read "size of convex fillet" on face of gauge.

## To Check the Permissible Tolerance of Convexity

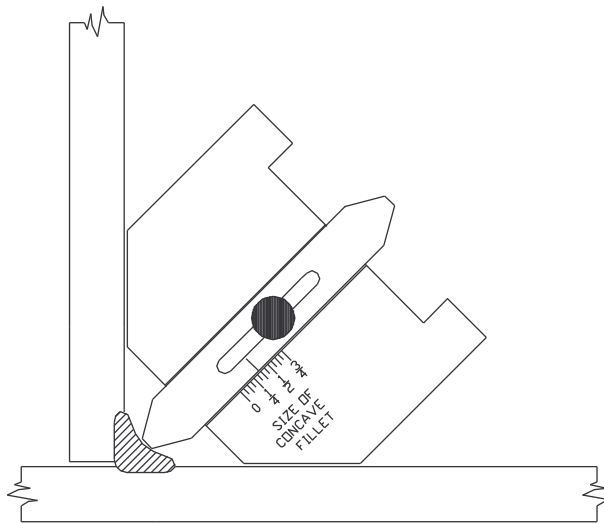


After the size of a convex weld has been determined, place the gauge against the structure and slide pointer until it touches face of the fillet weld as shown.



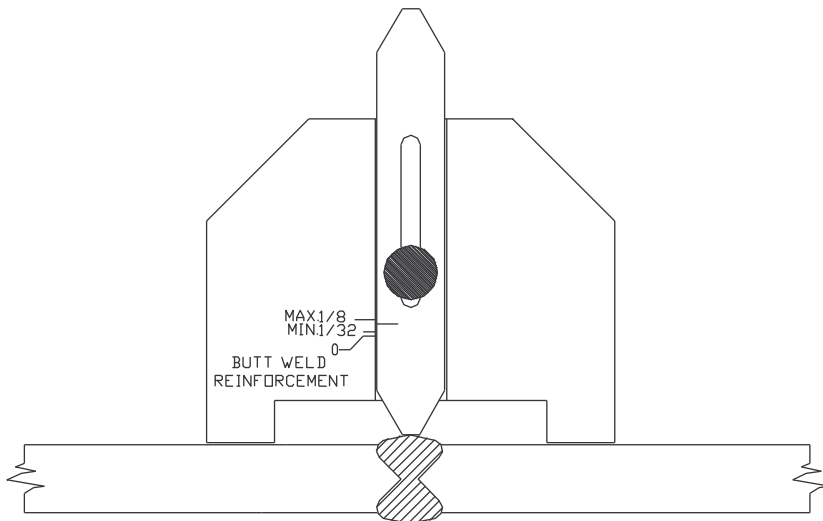


## To Determine the Size of a Concave Fillet Weld



Place gauge against structure and slide pointer out until it touches the face of the fillet weld as shown. Read "size of concave fillet" on face of gauge.

## To Check the Permissible Tolerance of Reinforcement



Place gauge so that reinforcement will come between legs of gauge and slide pointer out until it touches the face of weld as shown.





## WARRANTY

### FULL TWO YEAR WARRANTY ON PALMGREN WELD GAUGE

If within two full years from the date of purchase, this Palmgren Weld Gauge fails due to a defect in material or workmanship, Palmgren will repair it free of charge.

To order parts for a non-warranty repair, please contact your preferred Palmgren distributor. To obtain the names of Palmgren distributors or to arrange warranty return, please call Palmgren Steel Products directly at (800) 621-6145.

This warranty gives you specific legal rights and you may have other rights which vary from state to state.

Palmgren Steel Products, Inc., 8383 S. Chicago Avenue, Chicago, IL 60617

